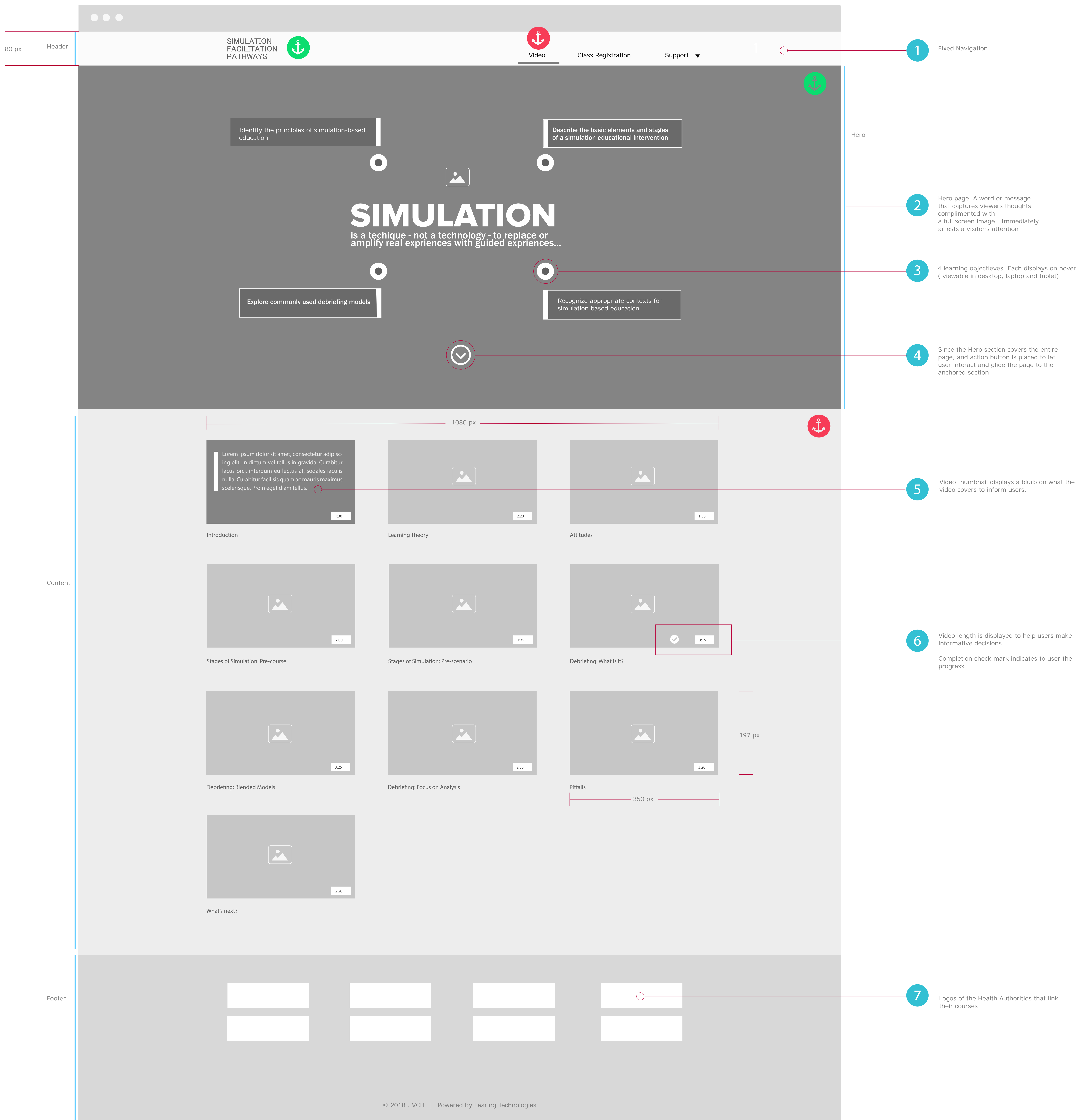


SIMULATION FACILITATION PATHWAYS


SIMULATION
FACILITATION
PATHWAYS





80 px Header

SIMULATION FACILITATION PATHWAYS



Video

Class Registration

Support

1 Fixed Navigation

Identify the principles of simulation-based education

Describe the basic elements and stages of a simulation educational intervention

Hero

SIMULATION

is a technique - not a technology - to replace or amplify real experiences with guided experiences...

Explore commonly used debriefing models

Recognize appropriate contexts for simulation based education

2 Hero page. A word or message that captures viewers thoughts complimented with a full screen image. Immediately arrests a visitor's attention

3 4 learning objectives. Each displays on hover (viewable in desktop, laptop and tablet)

4 Since the Hero section covers the entire page, and action button is placed to let user interact and glide the page to the anchored section

1080 px

Lorem ipsum dolor sit amet, consectetur adipiscing elit. In dictum vel tellus in gravida. Curabitur lacus orci, interdum eu lectus at, sodales laculis nulla. Curabitur facilisis quam ac mauris maximus scelerisque. Proin eget diam tellus.

1:30

Introduction

1:20

Learning Theory

1:55

Attitudes

5 Video thumbnail displays a blurb on what the video covers to inform users.

2:00

Stages of Simulation: Pre-course

1:35

Stages of Simulation: Pre-scenario

3:15

Debriefing: What is it?

6 Video length is displayed to help users make informative decisions
Completion check mark indicates to user the progress

3:25

Debriefing: Blended Models

2:55

Debriefing: Focus on Analysis

3:20

Pitfalls

197 px

350 px

2:20

What's next?

Content

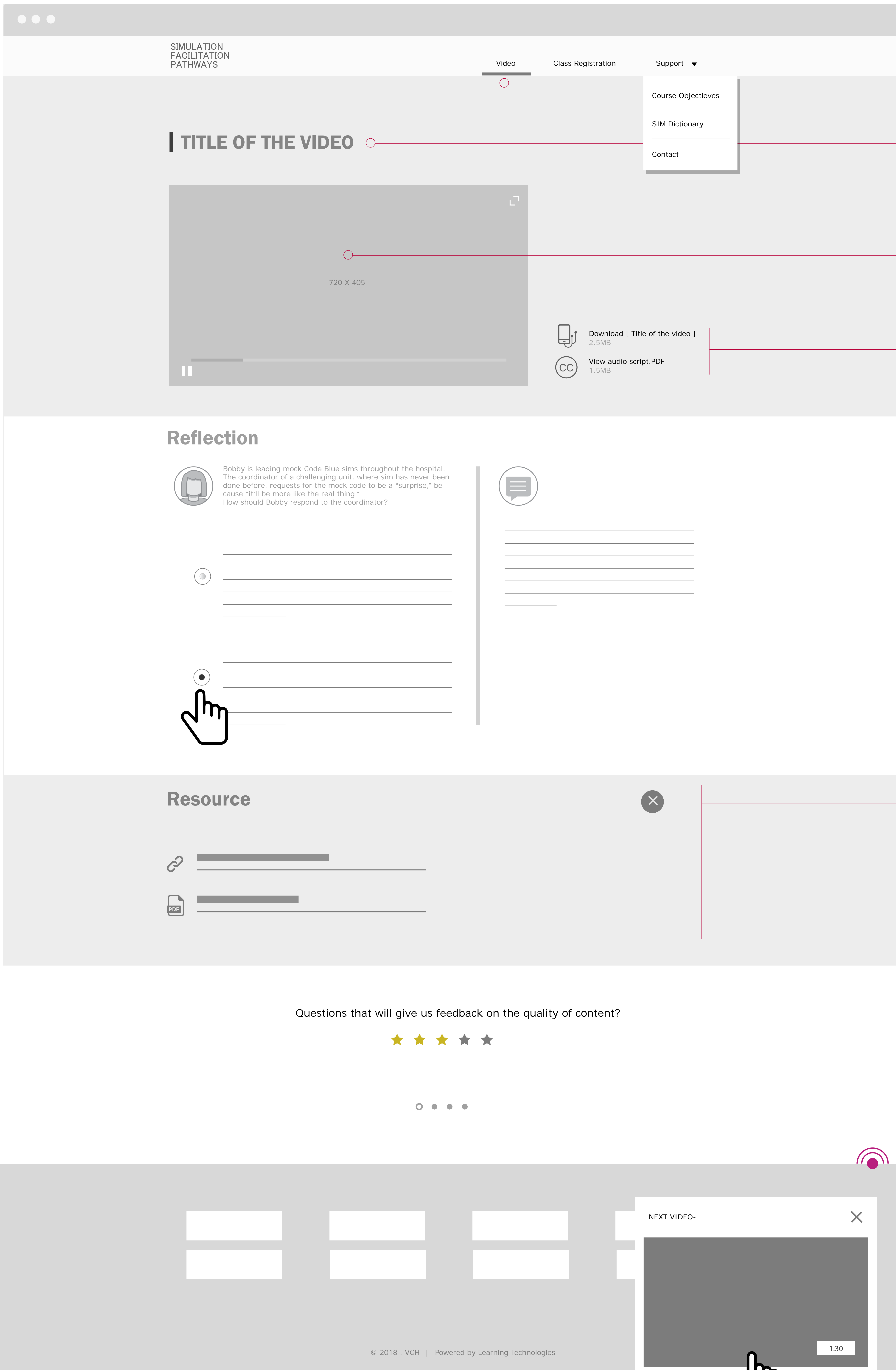
Footer

7 Logos of the Health Authorities that link their courses

© 2018 . VCH | Powered by Learning Technologies

home page

DESIGN BY: AHSSAN MOSHREF
V 1.1 - 2018 - 07 - 20



1 Underline indicates active section

2 Title of the video

3 Video plays automatically with the option to go full screen
Videos might be uploaded to YouTube and embeded here

4 Download audio podcast (ideal mobile phones to minimize data usage)
Script is also available in PDF for those who want or need to read

5 1st. Reflection quiz display
2nd. User selects an answer
3rd. Feedback message animates in

6 Resource info displays when user clicks on the plus icon. The page expands and reveals resource links. User can toggle to display resource and not display. Resources are links to other websites

7 Feedback Survey for each section so we can accumulate qualitative assessment of content

8 Next Topic pop up : suggesting the next video. On hover video loop will play and on click user will be taken to the video page.

pop up is anchored to the bottom of the page and triggered when scrolling reaches trigger mark